

# Liberty Bankers/ Capitol Life

## REQUIRED CARRIER SPECIFIC TRAINING (CST) INSTRUCTIONS

**Annuity Carrier Specific Product Training** and state mandated **NAIC Annuity Training** (see STATE ANNUITY SUITABILITY TRAINING REQUIREMENT for regulation) must be completed prior to soliciting business. Failure to do so will result in rejected business.

Please carefully review the information below and provide a copy of the training certificate to ECA Marketing ([licensing@ecamarketing.com](mailto:licensing@ecamarketing.com)) once complete.

If you will not be participating in solicitation of annuity products with this carrier, you can bypass the CST requirements. **Life** producers are required to abide by the rules set in place by the carrier for any additional training requirements. Review **ADDITIONAL REQUIRED TRAINING** before proceeding.

---

### **Annuity Carrier Specific Product Training**

#### **Who should complete the product training?**

All agents must complete product training, regardless of state.

#### **When can the product training be taken?**

Product training can be completed any time and must be taken before agent contracting can be completed. Training can be taken the same day new business is written.

**Product Training Directions** See "Company Annuity Product Training" form on next page for instructions.

### **Additional Required Training**

#### **Anti-Money Laundering Training (AML):**

Liberty Banker/ Capitol Life is currently not tracking AML training.

## Company Annuity Product Training


Insurance companies are required to provide annuity producers with training regarding their products. In order to present you with the information necessary to properly understand our annuity products, we have established an annuity training program that is available on our web site: [www.LibertyBankersLife.com](http://www.LibertyBankersLife.com). To access and complete the training, please follow these simple steps:

For prospective agents or agents in the process of being appointed:

1. From your computer browser, go to [www.LibertyBankersLife.com](http://www.LibertyBankersLife.com).
2. Once you are on the LBL home page, you will notice an Agent Login button (with a blue background in the top right corner of the page). Click on this button which will take you to the Agent Login page.
3. In the box to the right of Agent ID Number, enter: .
4. In the box to the right of Password, enter: . Note: The password is case sensitive (all lower case).
5. Click on the blue Login box below the password box.
6. You will now be logged into the MyLBL Agent Portal and inside the Agent Dashboard. Scroll down to the bottom of the Dashboard page, and you will see a box on the bottom right of the page labeled “ANNUITY PRODUCT TRAINING Click Here.” Click on this button and follow the instructions provided. As part of the training, you will be required to register your contact information.
7. You will then be taken through a series of slides which you will be required to read to complete the training. Please follow the instructions provided.
8. Once you have completed the training slides you will be taken to a Certification Page which will include a certification number. Please make a note of this number and if possible print out the Certification Page for your records.

For agents currently contracted and appointed:

1. From your computer browser, go to [www.LibertyBankersLife.com](http://www.LibertyBankersLife.com).
2. Once you are on the LBL home page, you will notice an Agent Login button (with a blue background in the top right corner of the page). Click on this button which will take you to the Agent Login page.
3. Login using your Agent ID and Password. Please note that if you have never logged on before, your password will be either your full Social Security or Tax ID number (whichever you used on your contract application) with no spaces or dashes.
4. You will now be inside the MyLBL Agent Portal in the Agent Dashboard. You will notice a row of buttons approximately one third down from the top of the page, starting with Dashboard, iProducts, etc. Find the one on the far right titled,  and click on that button.
5. On the lower left of the page you will see a button labeled “ANNUITY PRODUCT TRAINING Click Here.” Click on that button.



6. You will then be taken through a series of slides which you will be required to read to complete the training. Please follow the instructions provided.
7. Once you have completed the training slides you will be taken to a Certification Page which will include a certification number. Please make a note of this number and if possible print out the Certification Page for your records.



For all agents:

The training session consists of 18 to 20 pages (depending on which version you used above), and it should take about 10 minutes to complete the course. Simply read the information on each screen; when the “Next Page” button appears, click on it to proceed. (Do not click the “back” button on your browser at any time during this training. Doing so will invalidate the training.)

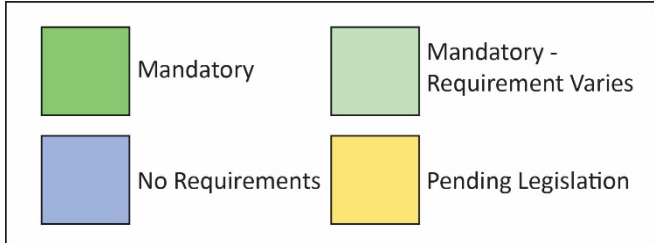
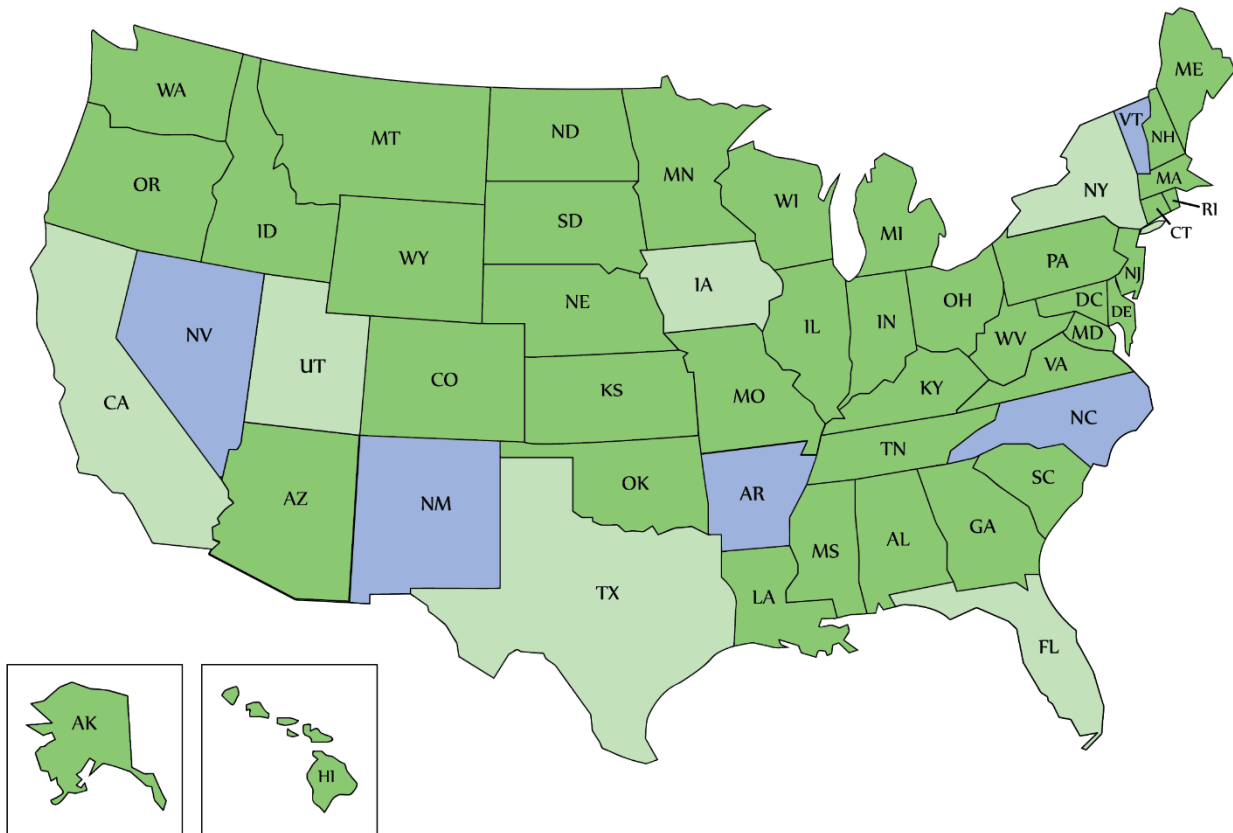
When you reach the end, the final page will contain a “Click Here to Complete Training” button. When you click there, our records will be updated to show that you have completed the course and you will be taken to the “Thank You – Your Training is Complete” page. Please make a note of your Completion Certification number for future reference. We will NOT send you any notice of completion, so if you want a personal record for your file, please click on the “Print this Page” button to for written proof that you have completed the training. You do not need to send this to Liberty Bankers Life. It is for your records only.

If you do not have access to the Internet, or if you prefer not to complete the training online, you may request a PDF or faxed version to be sent to you. If you select this method, you will be required to complete a 10-question examination following the training. The exam must accompany a signed Course Completion statement acknowledging that you have completed the training package. Note: An examination is NOT required for agents completing the training online.

If you have any questions about the training or any of the information provided, please contact the Annuity Marketing Group at 800-274-4829 and we will be happy to assist you.

# NAIC ANNUITY SUITABILITY STATE TRAINING REQUIREMENT

The following states have adopted some version of the NAIC Suitability in Annuity Transactions Model Regulation, 4-Hour Annuity Training. CE must be taken through a state-approved vendor prior to soliciting business. Please provide a copy of your annuity CE training certificate to ECA Marketing ([licensing@ecamarketing.com](mailto:licensing@ecamarketing.com)). For further information, refer to the tables on the following page or contact your licensing representative.



## Mandatory 4-Hour Annuity CE:

ALABAMA	HAWAII	MARYLAND	NEW JERSEY	TENNESSEE
ALASKA	IDAHO	MASSACHUSETTS	NORTH DAKOTA	*TEXAS
ARIZONA	ILLINOIS	MICHIGAN	OHIO	VIRGINIA
*CALIFORNIA	INDIANA	MINNESOTA	OKLAHOMA	WASHINGTON
COLORADO	*IOWA	MISSISSIPPI	OREGON	WEST VIRGINIA
CONNECTICUT	KANSAS	MISSOURI	PENNSYLVANIA	WISCONSIN
DELAWARE	KENTUCKY	MONTANA	RHODE ISLAND	WYOMING
DIST. OF COLUMBIA	LOUISIANA	NEBRASKA	SOUTH CAROLINA	
GEORGIA	MAINE	NEW HAMPSHIRE	SOUTH DAKOTA	

## Mandatory – Requirement Varies:

*Interpretation of the state ruling can vary by insurer*

<b>*CALIFORNIA</b>	Resident and non-resident agents soliciting annuities in CA must complete an initial 8-hour CA state specific course along with a 4-hour refresher course every two years prior to license renewal. CA does not allow reciprocity for the annuity training between states.
<b>FLORIDA</b>	Resident and non-resident agents are not required to take any version of the 4-Hour NAIC Annuity Training to sell annuities in FL. The 5-hour “Law and Ethics Update” course covers the senior suitability requirement. FL resident agents soliciting cross border sales will be required to take a one-time 4-hour annuity training course in states that have implemented the NAIC guidelines. Insurers are responsible for providing product-specific training.
<b>*IOWA</b>	In addition to a 4-Hour NAIC Annuity Training course, agents selling indexed annuities in IA must take a one-time 4-hour course specific to indexed annuity products.
<b>NEW YORK</b>	Effective 8/1/19 for Annuities and 2/1/20 for Life, NY has amended Regulation 187 (Suitability and Best Interests) to include agent training. NY has not instituted an hourly CE requirement, however, some insurers require resident and non-resident agents take an undefined hourly vendor CE course specific to “Suitability & Best Practices in Life Insurance & Annuity Transactions” and/or insurer provided product specific training prior to soliciting business.
<b>*TEXAS</b>	Resident and non-resident agents must complete a one-time 4-hour annuity CE course. In addition, resident agents must take 8 hours of ongoing CE specifically relating to annuities each license period. Licensees that are exempt from CE are not exempt from the initial 4-hour annuity training. Exemptions apply to the ongoing 8 hours of CE required each license period. TX will accept most annuity CE courses taken in other states.
<b>UTAH</b>	No specific hourly requirements have been implemented. Solicitation of annuity products in the state of UT will not be allowed until the agent has taken a product specific training provided by the insurer.

## No Requirement – States exempt from Annuity CE requirement:

*Agents may be subject to insurer provided product specific training*

ARKANSAS	NEVADA	VERMONT
NEW MEXICO	NORTH CAROLINA	